

**TERRAMESH<sup>®</sup> SYSTEM**  
**POLIMAC<sup>®</sup> COATED**

Terramesh<sup>®</sup> System is a modular system used for reinforced soil structures. The Terramesh<sup>®</sup> unit is fabricated from GalMac (Zn95%-Al5% alloy) and PoliMac<sup>®</sup> coated steel wire. The management and production system is certified in compliance with standards ISO 9001 and ISO 14001 (environmental management system). The facing element of the unit is formed by connecting the back panel and the diaphragm to the main soil reinforcement unit, thereby creating the rectangular shaped cells used for rock fill confinement. Terramesh<sup>®</sup> System units are supplied in standard lengths, therefore requiring no modification on site. Dimensions, tolerances, and sizes are shown in Table 1.

**Steel wire mesh**

The nominal tensile strength of the wire mesh is as per Table 2; test carried out as per EN 10223-3:2013. The punch strength of the wire mesh is as per table 2; test carried out as per UNI 11437 and ISO 17746. When the mesh is tested at 50% of the nominal tensile strength in accordance with EN 10223-3:2013, the wires will not show cracks in the organic coating within the double twist.

**Wire**

The steel wire used in the manufacture of the unit is galvanized with GalMac<sup>®</sup>, a Zn95%-Al5% alloy. A PoliMac<sup>®</sup> coating with a nominal thickness of 0.50 mm is then applied to provide added protection for use in hydraulic works, polluted environments or wherever the risk of corrosion is present. The standard specifications of mesh-wire are shown in Tables 2 and 3. All tests on wire must be performed prior to manufacturing the mesh.

1. **Tensile strength:** the wire used for the manufacture of gabions shall have a tensile strength between 350-550 N/mm<sup>2</sup> as per EN10223-3:2013. Wire tolerances (Table 3) are in accordance with EN10218 (Class T1).
2. **Elongation:** Elongation at fracture not less than 8%, as per EN 10223-3: 2013.
3. **GalMac<sup>®</sup> coating:** minimum quantities of GalMac<sup>®</sup> (Table 3) meet the requirements of EN10244-2 (Table 2 - Class A).
4. **Adhesion of GalMac<sup>®</sup>:** the adhesion of the GalMac<sup>®</sup> coating to the wire must be in accordance with EN 10244.
5. **Accelerated aging test:** when subjected to test in sulphur dioxide environment (EN ISO 6988) after 28 cycles of discontinuous test, the mesh does not show more than 5% of DBR (Dark Brown Rust).

**PoliMac<sup>®</sup> coating**

The technical characteristics and the ageing resistance of the PoliMac<sup>®</sup> coating comply with EN 10245-1.

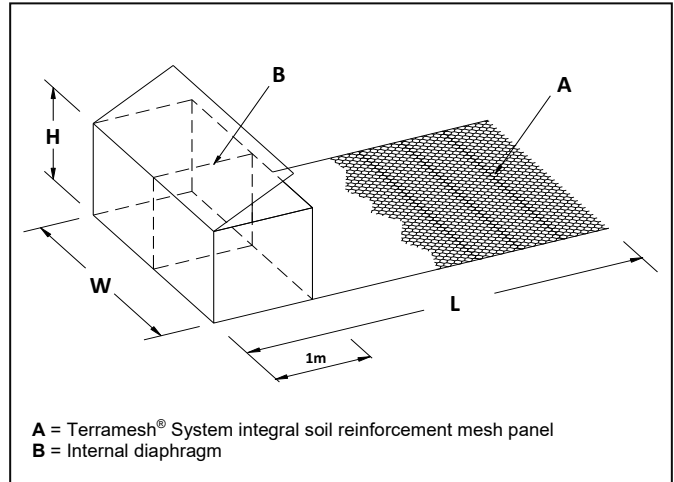
**Colour:** grey RAL 7012.

**Resistance to UV radiation:** the tensile strength and elongation at break of the base compound after 2500 hours of exposure to QUV-A (ISO 4892-3 mode 1) does not change more than 25% from the initial test results.

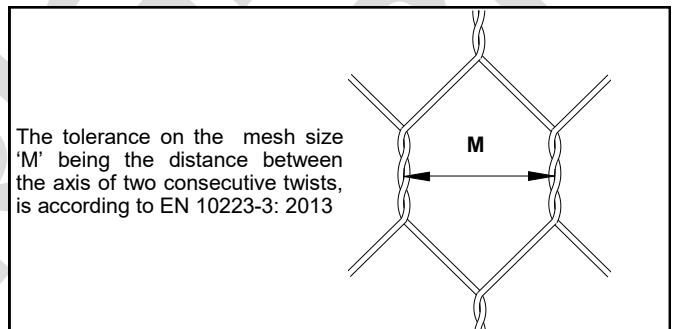
**Chemical resistance:** the PoliMac<sup>®</sup> resists the chemical agents in concentrations that are representative of soil and water normally found in civil works.

**Accelerated ageing test in salt spray:** when the PoliMac<sup>®</sup> coated wire mesh is subjected to the neutral salt spray test (ISO 9227) after 6000 hours of exposure the mesh does not show more than 5% of DBR (Dark Brown Rust).

**Resistance to abrasion:** the PoliMac<sup>®</sup> coating does not expose metal wire when tested in accordance with procedure described in par. 4.1.2.1 of EN 60229:2008, after 100,000 cycles with a vertical force of the steel angle of 20N.



**Figure 1**



**Figure 2**



**Table 1: Sizes of Terramesh® System**

L=Length (m) *	W=Width (m)	H=Height (m)
3	2	0.5
3	2	1

All sizes and dimensions are nominal.  
Tolerances of ±5% shall be permitted (EN 10223-3:2013).  
\* Paralink or Paragrid geogrids can be used in combination with Terramesh where longer and stronger soil reinforcement is required.

### Lacing Operations

Lacing operations can be made by using the tools shown in Fig.4. Stainless steel (INOX) rings having the following specification can be used instead of lacing wire (Figs. 3, 5):

- Steel type: AISI302 - AISI 304 - AISI 316
- diameter: 3.00 mm
- tensile strength: 1550 - 1745 MPa
- Pull-apart strength > 2.0 kN

Spacing of the rings shall not exceed 150 mm (Fig.3)

### Quantity Request

- When requesting a quote, please specify:
- size of units (length x width x height, see Table1)
  - type of mesh
  - type of coating

EXAMPLE: No.100 Terramesh® System 3x2x1m - Mesh type 8x10 - Wire 2.70/3.70mm. - Galmac® and PoliMac® coated

**Table 2: Standard mesh - wire combination**

Type	M (mm)	Tolerance (mm)	Wire Diameter Int/Ext (mm)	Mesh Tensile Strength (kN/m)	Mesh Punching Load (kN)
8x10	80	-0/+10	2.70/3.70	55 ± 5	70 ± 5

**Table 3: Standard wire diameter**

	Mesh wire	Selvedge wire	Lacing wire	
Wire diameter	mm	2.7 0	3.40	2.20
Wire tolerance	(±) mm	0.06	0.07	0.06
Min. GalMac® quantity	g/m <sup>2</sup>	245	265	230

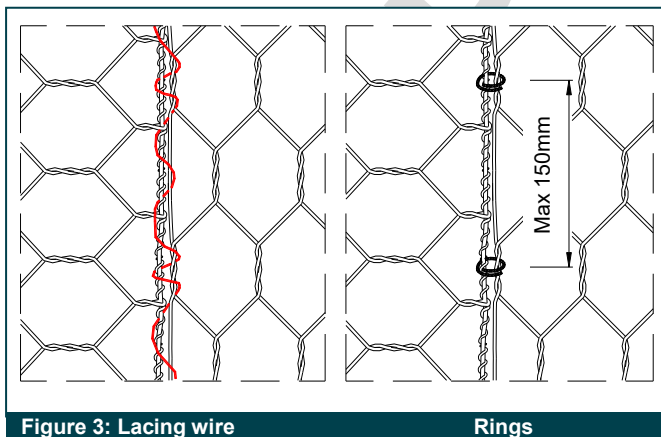


Figure 3: Lacing wire

Rings

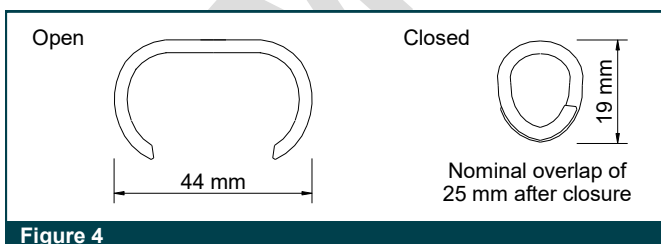


Figure 4




Figure 5

- A**
1. Pliers
  2. Pliers with nipper
  3. Nippers

**B** Pneumatic Spenax tool

**C** Lid Closing Tool

© 2015 Maccaferri. All rights reserved. Maccaferri will enforce Copyright.